




FIRE PROTECTION  
AWARENESS

# GAMES AND ACTIVITIES

# Do you know how to use a **FIRE EXTINGUISHER?**




My nearest  
extinguisher  
is located:

# Can you find all the FIRE EXTINGUISHERS?

Find **FIVE** fire extinguishers in the picture and color them **RED**.

It's important to know what a fire extinguisher looks like and where to find one. They are usually red and hanging on the wall near a door. Fire extinguishers should only be used during a fire emergency.

SEE LAST PAGE FOR ANSWER KEY




**Q** Circle the other items you see that could be helpful in a fire emergency

# KNOW YOUR EXITS


Safely leaving the building shouldn't feel like a maze.

SEE LAST PAGE FOR ANSWER KEY



Exit signs look like this and the arrow points towards the nearest exit. Use exit signs in hallways and above doors to help you find the way out. Emergency lights will light your way if there's a power outage.


# Answer Key



## Can you find all the FIRE EXTINGUISHERS?

**Q:** What else do you see that could be helpful in a fire emergency?

- A:**
- 1 **Emergency Light**  
Helps light the way during a power outage
  - 2 **Sprinkler Head**  
Sprays water to help control or slow a fire
  - 3 **Smoke Detector**  
Detects smoke to help sound the alarm if a fire occurs
  - 4 **Exit Sign**  
Points to the nearest exit path
  - 5 **Fire Alarm Pull-Station**  
Activates the fire alarm during an emergency



## KNOW YOUR EXITS